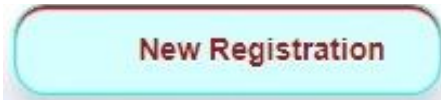


INSTRUCTION FOR THE CANDIDATES WHO APPLY FOR (CULTURAL QUOTA) IN RRC BILASPUR ONLINE APPLICATION 2024-25.

Before applying ONLINE, candidates are advised to keep scanned copies of following documents in JPEG format (300 KB each) ready with them:

- i) Scanned Passport size photograph.
- ii) Scanned Signature.
- iii) Scanned Copies in proof of date of birth, education, Aadhar Card, EBC/ Minorities Cert, Essential Professional Qualification of the cultural quota and Caste.

Step 1: Candidate Click on the New Registration.



Step 2: Select the post.

[Click Here To Select The Post](#)

01 Non-Percussion Instrument (Preference will be given to Keyboard/Guitar)

02 Percussion Instrument (Preference will be given to Octopad/Handsonic)

Step 3: Filled the personal information then submit.

Personal Information

Candidate Name: <input type="text" value="ENTER FIRST NAME"/> <input type="text" value="ENTER MIDDLE NAME"/> <input type="text" value="ENTER LAST NAME"/>	
Aadhar Number: <input type="text"/>	
Father Name: <input type="text" value="ENTER FATHER NAME"/>	
Mother Name: <input type="text" value="ENTER MOTHER NAME"/>	
Date of Birth: <input type="text" value="dd/MMM/yyyy"/>	Mobile Number: <input type="text" value="Enter Mobile No."/>
Email Id: <input type="text" value="enter email id"/>	Gender: <input type="text" value="Select..."/>
Religion: <input type="text" value="Select..."/>	Community: <input type="text" value="Select..."/>
Minority: <input type="radio"/> Yes <input checked="" type="radio"/> No	Economical Backward: <input type="radio"/> Yes <input checked="" type="radio"/> No
Persons with Disability: <input type="radio"/> Yes <input checked="" type="radio"/> No	Ex Service Man: <input type="radio"/> Yes <input checked="" type="radio"/> No
Railway Emp: <input type="radio"/> Yes <input checked="" type="radio"/> No	Widows/Divorcee: <input type="radio"/> Yes <input checked="" type="radio"/> No
Domiciled in Jammu/Kashmir: <input type="radio"/> Yes <input checked="" type="radio"/> No	
Academic Education: <input type="text" value="Select..."/>	
ITI Trade: <input type="text" value="ENTER ITI TRADE"/>	
Cultural Qualification: <input type="text" value="Select..."/>	Degree/Diploma Percued Year: <input type="text"/>

Step 4: Please go to your Email ID/SMS then click on the login.

UserID And Password Sent on Your Register Mobile Number And EMail Address..!!

[Login](#)

Step 5: Enter Registration/User id & Password

Login

Registration/User Id :

Password :

INSTRUCTION FOR THE CANDIDATES WHO APPLY FOR (CULTURAL QUOTA) IN RRC BILASPUR ONLINE APPLICATION 2024-25.


Step 6: Payment process.

Payment Details

Bank Reference No (D.U. No.) : (Please enter DU No. after your payment process.)
Fee: [CLICK HERE TO PAY](#)

CANDIDATES ACCOUNT DETAILS ::
Beneficiary Bank Name :
Beneficiary Account Holder Name :
Beneficiary Account Number :
IFSC Code :

State Bank Collect 16-Sep-2019 [04:58 PM IST]

 **S E C RAILWAY BILASPUR**
HQ,PERSONNEL DEPARTMENT,RRC,RTS COLONY,BILASPUR, , BILASPUR-459001

Provide details of payment


Select Payment Category *

- Mandatory fields are marked with an asterisk (*)
- The payment structure document if available will
- Date specified(if any) should be in the format of

Select Payment Category * FEES FOR SC,ST,WOMEN,ESM,MIN,DISABILITY,EBC RS 250
FEES PAYMENT FOR GENERAL and OBC CANDIDATES Rs 500
FEES PAYMENT FOR GEN

REGISTRATION NUMBER *

CANDIDATE NAME *

DATE OF BIRTH * 

FATHER NAME *


COMMUNITY *

MOBILE NO *

FEES AMOUNT FOR GENERAL and OBC CANDIDATES * Fixed:Rs.500

Remarks
Please enter your Name, Date of Birth (For Personal Banking) / Incorporation (For Corporate Banking) & Mobile Number. This is required to reprint your e-receipt / remittance(PAP) form, if the need arises.

Name *

Date Of Birth / Incorporation * 

Mobile Number *

Email Id

Enter the text as shown in the image *

Step 7: Enter Your Postal Address.

Address & Other Details

Nearest Railway Station :

Persons with Disability : Yes No **PWD Disability :**

Ex Service Man : Yes No **Details :** **Discontinue Date :**

Minority : Yes No **Widow :** Yes No

Railway Emp : Yes No **From Date :**

Domiciled in Jammu/Kashmir : Yes No

Address :

Pincode : **Country :**

State : **District :**

Landline Number : -

INSTRUCTION FOR THE CANDIDATES WHO APPLY FOR (CULTURAL QUOTA) IN RRC BILASPUR ONLINE APPLICATION 2024-25.

Step 8: Enter Education Details and Upload the documents.

Education Details						
Academic Education : <input type="text" value="SSC (10th)"/>						
Degree	Discipline	Other Discipline	Pass Year	School/College	Cert. No.	Upload Doc.
Ssc 10th	<input type="text" value="DISCIPLINE"/>	<input type="text" value="OTHER DISCIP"/>	<input type="text" value="YYYY"/>	<input type="text" value="SCHOOL/COLLEGE"/>	<input type="text" value="Tenth Cert N"/>	<input type="text" value="Choose File"/> No file chosen
Tech. Edu. (ITI etc)	<input type="text" value="DISCIPLINE"/>	<input type="text" value="OTHER DISCIP"/>	<input type="text" value="YYYY"/>	<input type="text" value="SCHOOL/COLLEGE"/>	<input type="text" value="Diploma Cert"/>	<input type="text" value="Choose File"/> No file chosen
Hsc 12th	<input type="text" value="DISCIPLINE"/>	<input type="text" value="OTHER DISCIP"/>	<input type="text" value="YYYY"/>	<input type="text" value="SCHOOL/COLLEGE"/>	<input type="text" value="Twelfth Cert 2"/>	<input type="text" value="Choose File"/> No file chosen
Bachelor Degree	<input type="text" value="BACHELO"/>	<input type="text" value="DISCIPLINE"/>	<input type="text" value="OTHER DISCIP"/>	<input type="text" value="YYYY"/>	<input type="text" value="SCHOOL/COLLEGE"/>	<input type="text" value="UG Cert Num"/> <input type="text" value="Choose File"/> No file chosen
Post Graduate	<input type="text" value="PG DEGRE"/>	<input type="text" value="DISCIPLINE"/>	<input type="text" value="OTHER DISCIP"/>	<input type="text" value="YYYY"/>	<input type="text" value="SCHOOL/COLLEGE"/>	<input type="text" value="PG Cert Num"/> <input type="text" value="Choose File"/> No file chosen
Cultural Qualification : <input type="text" value="ENTER OTHER QUALIFICATION"/>						
Cert. Name for SC/ST/OBC :				Cert. Number :		<input type="text" value="Enter Cert. Number"/>
Cert. Issue By : <input type="text" value="ENTER CERT. ISSUE BY"/>				Cert. Issue Date :		<input type="text" value="dd/MMM/yyyy"/>
Mark of Identification : <input type="text" value="ENTER IDENTIFICATION MARK"/>			<input type="text" value="ENTER IDENTIFICATION MARK"/>			

Photo/Sign/Other Upload (Scanned documents size should not be more than 300kb in JPEG format)			
Photo :	<input type="text" value="Choose File"/> No file chosen	<input type="text" value="Upload Passports Size Photo."/>	
Sign :	<input type="text" value="Choose File"/> No file chosen	<input type="text" value="Upload Signature."/>	
Aadhar Card :	<input type="text" value="Choose File"/> No file chosen	<input type="text" value="Upload Aadhar Card."/>	
Age Proof :	<input type="text" value="Choose File"/> No file chosen	<input type="text" value="Upload Age Proof."/>	
Physically Handicaped Cert. :	<input type="text" value="Choose File"/> No file chosen	<input type="text" value="Upload Physically Handicaped Certificate"/>	
Minority Cert. :	<input type="text" value="Choose File"/> No file chosen	<input type="text" value="Upload Minority Cert ANNEXURE E"/> Download Annexure E	
Economically Backward Cert. :	<input type="text" value="Choose File"/> No file chosen	<input type="text" value="Upload EBC Cert Annexure-D"/> Download Annexure D	
Self Declaration for Non-Creamy for OBC :	<input type="text" value="Choose File"/> No file chosen	<input type="text" value="Upload Self Declaratation for Non-Creamy Annexure-C"/> Download Annexure C	
Payment Receipt (Examination Fee Receipt) :	<input type="text" value="Choose File"/> No file chosen	<input type="text" value="Upload Payment Receipt"/>	
Caste Certificate(SC/ST/OBC Candidate Only) :	<input type="text" value="Choose File"/> No file chosen	<input type="text" value="Upload Caste Certificate"/>	
CULTURAL ESSENTIAL PROFESSIONAL Cert 1 :	<input type="text" value="Choose File"/> No file chosen	<input type="text" value="Upload ESSENTIAL Certificate 1"/>	
CULTURAL ESSENTIAL PROFESSIONAL Cert 2 :	<input type="text" value="Choose File"/> No file chosen	<input type="text" value="Upload ESSENTIAL Certificate 2"/>	
CULTURAL ESSENTIAL PROFESSIONAL Cert 3 :	<input type="text" value="Choose File"/> No file chosen	<input type="text" value="Upload ESSENTIAL Certificate 3"/>	
CULTURAL ESSENTIAL PROFESSIONAL Cert 4 :	<input type="text" value="Choose File"/> No file chosen	<input type="text" value="Upload ESSENTIAL Certificate 4"/>	
CULTURAL ESSENTIAL PROFESSIONAL Cert 5 :	<input type="text" value="Choose File"/> No file chosen	<input type="text" value="Upload ESSENTIAL Certificate 5"/>	
Details of participation and National level Prizes :	<input type="text" value="Choose File"/> No file chosen	<input type="text" value="Upload Details of participation and National level Prizes"/> Download Annexure F	

Step 9: Upload the following documents then Save.

Experience in the field and performance given on AIR/ Doordarshan etc. Upload			
<input type="text" value="Choose File"/> No file chosen	<input type="text" value="Upload Certificate 1."/>	<input type="text" value="Choose File"/> No file chosen	<input type="text" value="Upload Certificate 2."/>
<input type="text" value="Choose File"/> No file chosen	<input type="text" value="Upload Certificate 4."/>	<input type="text" value="Choose File"/> No file chosen	<input type="text" value="Upload Certificate 3."/>
Prizes won at National Level. Upload			
<input type="text" value="Choose File"/> No file chosen	<input type="text" value="Upload Certificate 1."/>	<input type="text" value="Choose File"/> No file chosen	<input type="text" value="Upload Certificate 2."/>
<input type="text" value="Choose File"/> No file chosen	<input type="text" value="Upload Certificate 4."/>	<input type="text" value="Choose File"/> No file chosen	<input type="text" value="Upload Certificate 3."/>

Step 10: An application in pdf is generated. Please take a printout.

Step 11: If any correction & update please re-login with your user Id & Password.

Click Here To Login