

**INSTRUCTION FOR THE CANDIDATES WHO APPLY FOR (SPORTS QUOTA)
ONLINE APPLICATION 2022-23.**

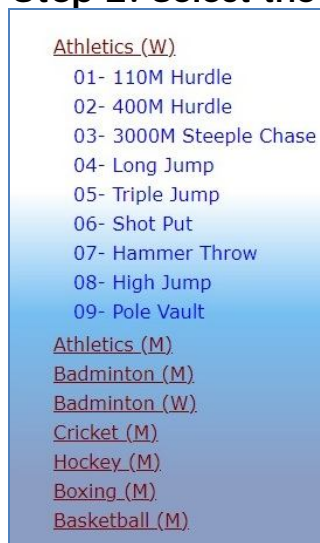
Before applying ONLINE, candidates are advised to keep scanned copies of following documents in JPEG format (300 KB each) ready with them:

- i) Scanned Passport size photograph.
- ii) Scanned Signature.
- iii) Scanned Copies in proof of date of birth, education, Aadhar Card, EBC/ Minorities Cert, Sports Achievements Qualification of the sports quota and Caste.

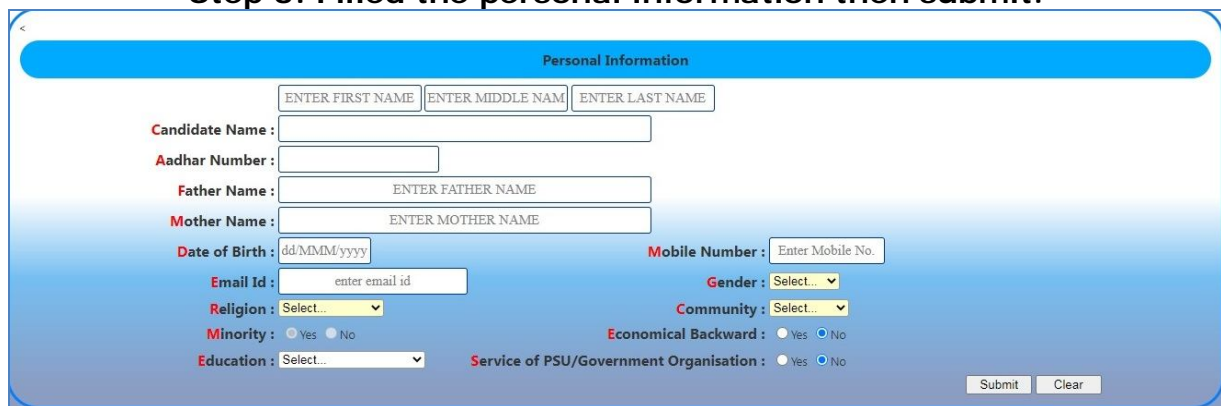
Step 1: Candidate Click on the New Registration.



Step 2: Select the post.



Step 3: Filled the personal information then submit.

A screenshot of a web form titled "Personal Information". The form has a blue header bar. Below the header, there are several input fields and dropdown menus. The fields include: Candidate Name (with sub-fields for First, Middle, and Last Name), Aadhar Number, Father Name, Mother Name, Date of Birth (format dd/MMM/yyyy), Mobile Number, Email Id, Religion (dropdown), Minority (radio buttons for Yes/No), Education (dropdown), Gender (dropdown), Community (dropdown), and Economical Backward (radio buttons for Yes/No). There is also a checkbox for "Service of PSU/Government Organisation" with Yes/No radio buttons. At the bottom right, there are "Submit" and "Clear" buttons.

Step 4: Please go to your Email ID/SMS then click on the login.

UserID And Password Sent on Your Register Mobile Number And EMAIL Address..!!

[Login](#)

**INSTRUCTION FOR THE CANDIDATES WHO APPLY FOR (SPORTS QUOTA)
ONLINE APPLICATION 2022-23.**

Step 5: Enter Registration/User id & Password

Login

Registration/User Id :

Password :

Step 6: Payment process.

Payment Details

Bank Reference No (D.U. No.) : **(Please enter DU No. after your payment process.)**

Fee : [CLICK HERE TO PAY](#)

CANDIDATES ACCOUNT DETAILS :

Beneficiary Bank Name :

Beneficiary Account Holder Name :

Beneficiary Account Number :

IFSC Code :

State Bank Collect

Select State and Type of Corporate / Institution

State of Corporate / Institution *

Type of Corporate / Institution *

State Bank Collect 30-Oct-2019 [10:13 AM IST]

Select from Govt Department

Govt Department Name *

Select Payment Category *

- Mandatory fields are marked with an asterisk (*)
- The payment structure document if available will
- Date specified (if any) should be in the format of

- Select Category --
- FEES PAYMENT FOR GENERAL AND OBC CANDIDATES RS 500
- FEES PAYMENT FOR SC/ST/WOMEN/ESM/MIN/DISABILITY 250

Provide details of payment

Select Payment Category *

REGISTRATION NUMBER *

CANDIDATE NAME *

DATE OF BIRTH *

MOBILE NO. *

DATE OF DEPOSIT *

AADHAAR NO *

Recruitment Quota *

FEES FOR GEN OBC EWS 500 * Fixed:Rs.500

Remarks

Name *

Date Of Birth / Incorporation *


Mobile Number *

Email Id

Enter the text as shown in the image *

Select one of the Captcha options *

Image Captcha Audio Captcha



**INSTRUCTION FOR THE CANDIDATES WHO APPLY FOR (SPORTS QUOTA)
ONLINE APPLICATION 2022-23.**

Step 7: Enter Your Postal Address.

Other Details

Nearest Railway Station :

Address :

Pincode : **Country :**

State : **District :**

Landline Number : STD

Step 8: Enter Education Details and Upload the documents.

Education Details

Education :

Degree	Discipline	Other Discipline	Pass Year	School/College	Upload Doc.
Ssc 10th			<input type="text" value="YYYY"/>	<input type="text" value="SCHOOL/COLLEGE"/>	<input type="text" value="Choose File"/> No file chosen
Hsc 10+2			<input type="text" value="YYYY"/>	<input type="text" value="SCHOOL/COLLEGE"/>	<input type="text" value="Choose File"/> No file chosen
Graduation	<input type="text" value="BACHELOR DE"/>	<input type="text" value="DISCIPLINE"/>	<input type="text" value="OTHER DISCIPLIN"/>	<input type="text" value="YYYY"/>	<input type="text" value="SCHOOL/COLLEGE"/> <input type="text" value="Choose File"/> No file chosen
Post Graduation	<input type="text" value="PG DEGREE"/>	<input type="text" value="DISCIPLINE"/>	<input type="text" value="OTHER DISCIPLIN"/>	<input type="text" value="YYYY"/>	<input type="text" value="School/College"/> <input type="text" value="Choose File"/> No file chosen
ITI Qualification		<input type="text" value="DISCIPLINE"/>	<input type="text" value="OTHER DISCIPLIN"/>	<input type="text" value="YYYY"/>	<input type="text" value="SCHOOL/COLLEGE"/> <input type="text" value="Choose File"/> No file chosen

Sports Achievement :

Cert. Name : **Cert. Number :**

Cert. Issue By : **Cert. Issue Date :**

Mark of Identification(Visible & Permanent) :

Step 9: Upload the following documents then Save.

Photo/Sign/Other Upload (Scanned documents size should not be more than 300kb in JPEG format)

Photo : <input type="text" value="Choose File"/> No file chosen	<input type="text" value="Upload Passports Size Photo."/>
Signature : <input type="text" value="Choose File"/> No file chosen	<input type="text" value="Upload Signature."/>
Aadhar Card : <input type="text" value="Choose File"/> No file chosen	<input type="text" value="Upload Aadhar Card"/>
Age Proof : <input type="text" value="Choose File"/> No file chosen	<input type="text" value="Upload Age Proof Certificate."/>
Minority Cert. : <input type="text" value="Choose File"/> No file chosen	<input type="text" value="Upload Minority Cert ANNEXURE-A"/> Download Annexure A
Service of PSU/Govt Organisation: <input type="text" value="Choose File"/> No file chosen	<input type="text" value="Upload No Objection Certificate"/>
EBC Certificate : <input type="text" value="Choose File"/> No file chosen	<input type="text" value="Upload EBC Cert Annexure-B"/> Download Annexure B
Cast Certificate(SC/ST/OBC Candidate Only) : <input type="text" value="Choose File"/> No file chosen	<input type="text" value="Upload Caste Certificate."/>
Sports Achievement Certificate 1: <input type="text" value="Choose File"/> No file chosen	<input type="text" value="Upload Sports Certificate 1"/>
Sports Achievement Certificate 2: (Optional) <input type="text" value="Choose File"/> No file chosen	<input type="text" value="Upload Sports Certificate 2"/>
Sports Achievement Certificate 3: (Optional) <input type="text" value="Choose File"/> No file chosen	<input type="text" value="Upload Sports Certificate 3"/>

Step 10: An application in pdf is generated. Please take a printout.

Step 11: If any correction & update please re-login with your user Id & Password.

[Click Here to Login](#)